

GoToMeeting is an online meeting, desktop sharing, and video conferencing software by Citrix, that enables the user to meet with other colleagues in real time.

The software is free and is available for all platforms (computers and mobile) and operating systems (Windows, Apple OS X, iOS, Android and Windows Phone). GoToMeeting can be used also directly via browser (Chrome and Firefox), but we strongly suggest to download the free app

Download page (all platforms and operating systems): <https://goo.gl/r3gW5t>

Account: you can create a free account if you want, but you can also access the conference without any account (although you'll be asked to insert a name anyway which will identify you during the conference).

How to access the conference

Joining is easy and just takes a few seconds. You will get an invitation email similar to this:

Please join my meeting.

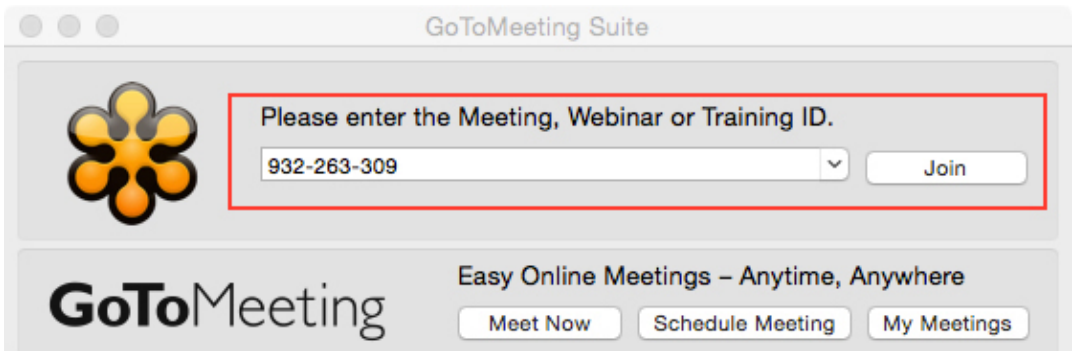
<https://global.gotomeeting.com/join/932263309>

Meeting ID: 932-263-309

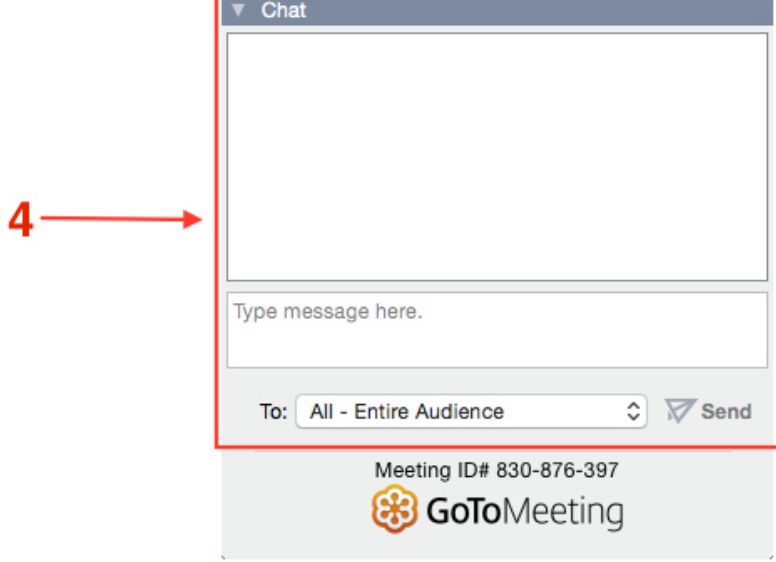
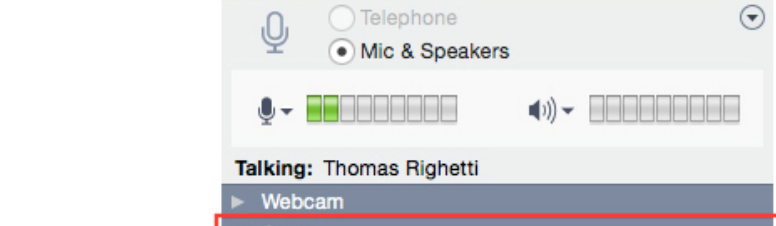
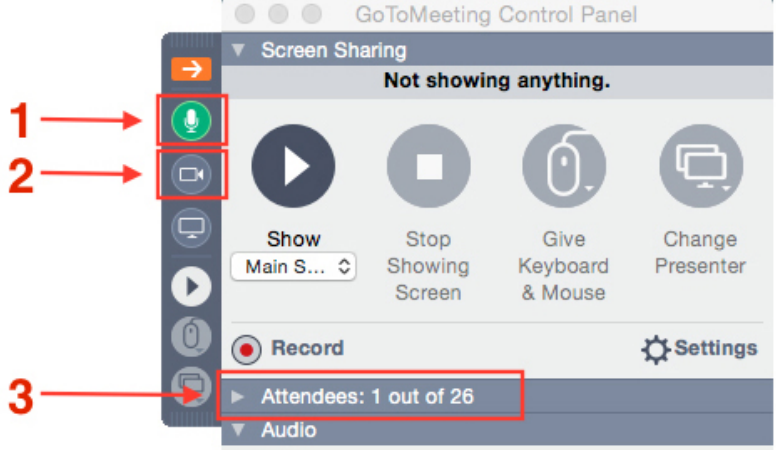
A headset is recommended.

ACCESS VIA THE APP

To access the meeting, start the GoToMeeting app on your device, type or paste the "Meeting ID" in the box and hit "Join".



1. Click on the microphone icon in the control panel to unmute your microphone.



2. Click on the video icon in the control panel to turn on your video.